

# Hydramist® 15AMPU Compact Fire Suppression Unit

Hydramist Product Factsheet Issue 1



## Description

The Hydramist® 15AMPU featuring automatic and manual operation comprises of one 15 litres/min high pressure, high specification pump with electrically driven single phase motor. A self monitoring flow sensor arrangement provides automatic operation – a power healthy lamp is also contained within the stainless steel cabinet.

The unit offers a stand alone solution only requiring connection to standard single phase electrical power and potable water. The unit is designed to be wall mounted.

The Hydramist® 15AMPU has been designed to provide fast and effective automatic response to fires in a wide range of applications.

The system was initially designed to provide fire suppression to catering sized deep fat fryers and associated ducting. It has also been successfully tested for use as an automatic fire suppression unit in custodial cells.




15AMPU

## Automatic fire suppression unit



## Applications

- Restaurant Fryers
- Industrial Fryers
- Ovens
- Food Processing Factories
- Prisons
- Hotels
- Guest Houses
- Accommodation Blocks
- Schools
- Colleges
- Universities
- Residential accommodation



hydramist®

**LPS1223 approved**



Watermist Ltd. Fison Way, Thetford, Norfolk, IP24 1HT

Telephone: +44(0) 800 731 9288 Email: [info@watermist.com](mailto:info@watermist.com) Web: [www.watermist.com](http://www.watermist.com)

All information contained in this data sheet is correct at the time of printing. Watermist Limited reserves the right to alter or modify the content without prior notice.

# Hydramist® 15AMPU Compact Fire Suppression Unit

## Technical Description and Services

Hydramist® 15AMPU consists of the following core components:

- 1 x Stainless steel cabinet
- 1x Flow monitoring sensor
- 1 x Low pressure water inlet connection
- 1 x High pressure pump and motor
- 1 x High pressure manifold
- 4 x Set of volt free contacts N/O-N/C for shutdown, alarm or BMS connections if required
- 1 x Set of mounting brackets
- 1 x Operator's manual



UNIT CAPACITY LITRES/MIN	PUMP PRESSURE BAR	MOTOR KW	MOTOR PHASE Ø	MOTOR VOLTS VAC	MAINS CURRENT RATING A/Ø	SUPPLY FREQUENCY HZ	BREAKER TYPE REQUIRED
15	100-120	3	Single	220 - 240	20	50	Motor Rated

MOTOR START	WATER SUPPLY (POTABLE) LITRES/MIN	WATER INLET CONNECTION	HEIGHT MM	WIDTH MM	DEPTH MM	WEIGHT (DRY) KG
Direct on-line	15	¾" female B.S.P.	640	310	340	50



Watermist Ltd. Fison Way, Thetford, Norfolk, IP24 1HT

Telephone: +44(0) 800 731 9288 Email: [info@watermist.com](mailto:info@watermist.com) Web: [www.watermist.com](http://www.watermist.com)

All information contained in this data sheet is correct at the time of printing. Watermist Limited reserves the right to alter or modify the content without prior notice.