

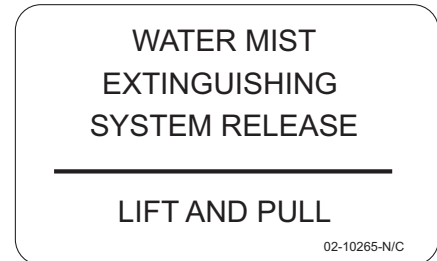
## MICROMIST® INSTRUCTIONAL SIGNS

### DESCRIPTION

Instructional signs must be supplied in order to provide a system in which the function of all devices is easy to understand. Fike offers several different "Standard" signs to comply with NFPA and other industry requirements. All signs are durable plastic and backed with a strong adhesive for easy installation. Signs are typically installed at all entrances (CAUTION - Room Protected By Water Mist) and near any device for which the extra explanation is helpful. Custom signs are available upon special request.

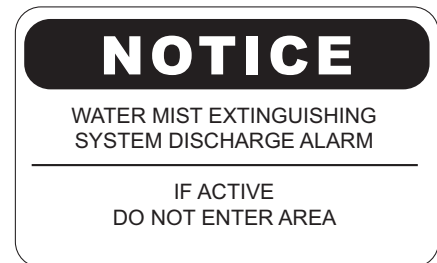
### System "Release" Sign/Manual Release Station - P/N 02-10265

The purpose of the system "Release" Sign is to identify the manual release station as the place where the Water Mist System can be manually discharged. It also minimizes the possibility of the manual station being mistaken for a fire alarm device. The sign is 4" x 2.25" x 1/16" (102 x 57 x 1.6mm) and is constructed of red plastic with white lettering. The System "Release" Sign should normally be located under each Water Mist manual release station for quick positive identification.



### Upon Device Activation "Do Not Enter" Sign - P/N 02-10262

The purpose of the System Discharge Sign is to explain the presence of an alarm in the event of a Water Mist System discharge. The sign is 9" x 6" x 1/16" (229 x 152 x 1.6mm) and is constructed of white plastic with black lettering. The System Discharge Sign is located next to or under an audible or visual alarm outside of the protected space entrance(s). This sign, together with the alarm device(s) will alert personnel when water has discharged and allow them to take appropriate actions.




### Caution "Do Not Enter" Sign - P/N 02-10264

The purpose of the Caution Sign is to alert personnel that the room is protected by a Water Mist System and that all doors should be kept closed in the event of fire. The sign is 10" x 13" x 1/16" (254 x 330 x 1.6mm) and constructed of white plastic with black lettering. The Caution Sign should normally be located on the entrance door(s) leading into any room where Water Mist protection is being provided.



### Upon Device Activation "Exit" Sign - P/N 02-10263

The purpose of the System Discharge Sign is to explain the presence of an alarm in the event of a Water Mist System discharge. The sign is 9" x 6" x 1/16" (229 x 152 x 1.6mm) and is constructed of white plastic with black lettering. The System Discharge Sign is located next to or under an audible or visual alarm inside of the protected space. This sign, together with the alarm device, will alert personnel when water has been discharged and allow them to take appropriate action.



*(This page is left blank intentionally)*