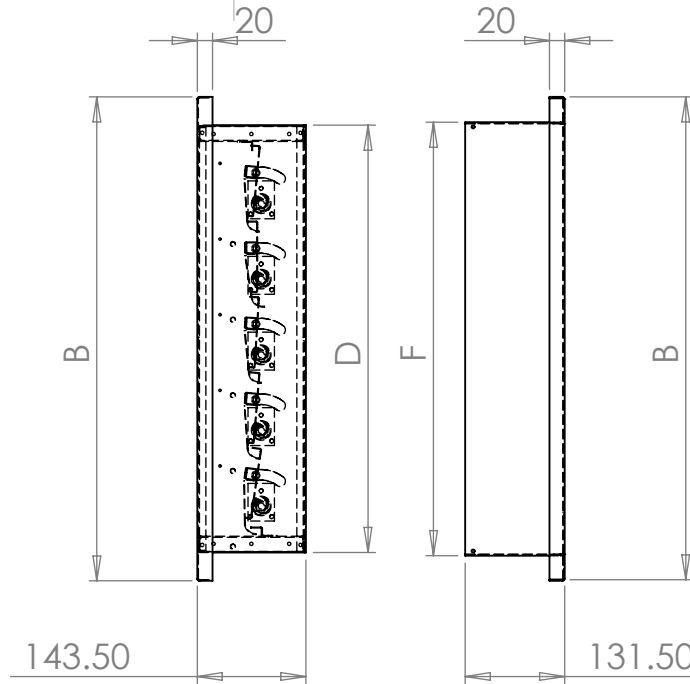
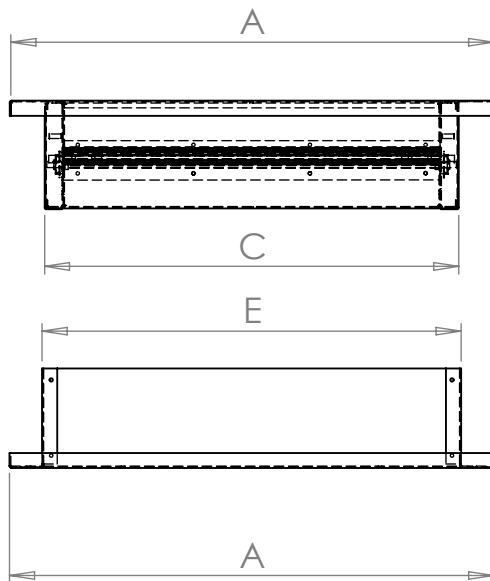
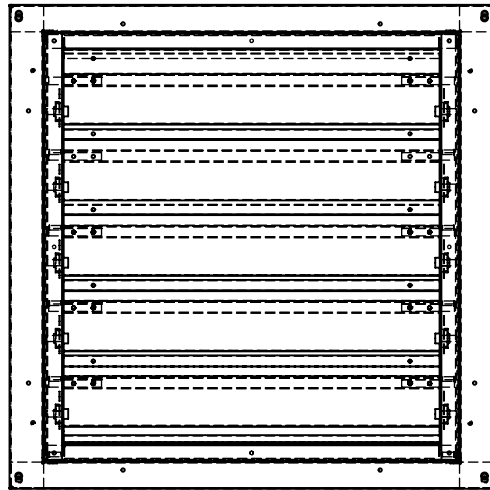


DUX500/300

AFP Air Technologies LLP
 Lime Tree House
 15 Lime Tree Walk
 Sevenoaks
 Kent
 TN13 1YH
 t: +44 (0) 1732 746 611
 f: +44 (0) 0732 465 500
 www.afpairtech.co.uk



Dimension Chart

	A	B	C	D	E	F
DUX500	640	640	548	565	555	575
DUX300	440	440	348	365	355	375

For Hole Cutout add 5.0mm to E (width) and F (height)

UNLESS OTHERWISE SPECIFIED: DIMENSIONS ARE IN MILLIMETERS SURFACE FINISH: TOLERANCES: +/- 0.2mm LINEAR: ANGULAR:		FINISH:	DEBUR AND BREAK SHARP EDGES		DO NOT SCALE DRAWING	REVISION
				All Holes 4.5mm Unless Otherwise Dimensioned. All Dims +/- 0.2mm		
				Number Of Parts per Unit:		
DRAWN	NAME	SIGNATURE	DATE			
CHK'D						
APPV'D						
MFG						
Q.A				MATERIAL:	DWG NO. DUX DuFlow Vent Dimensions	
				WEIGHT:	SCALE:1:10	A4
				SHEET 1 OF 1		

This drawing is copyright & the property of AFP Air Technologies LLP. Any information set out is classified commercial confidential. It must not be copied by any method or used for manufacture without the written permission of AFP Air Technologies LLP.